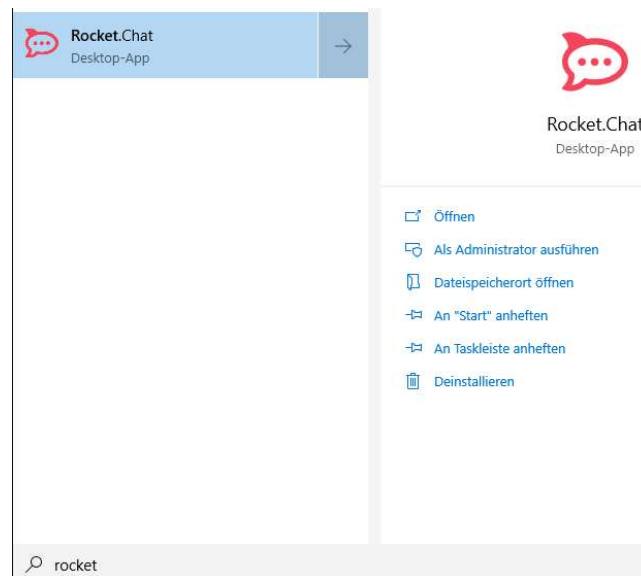
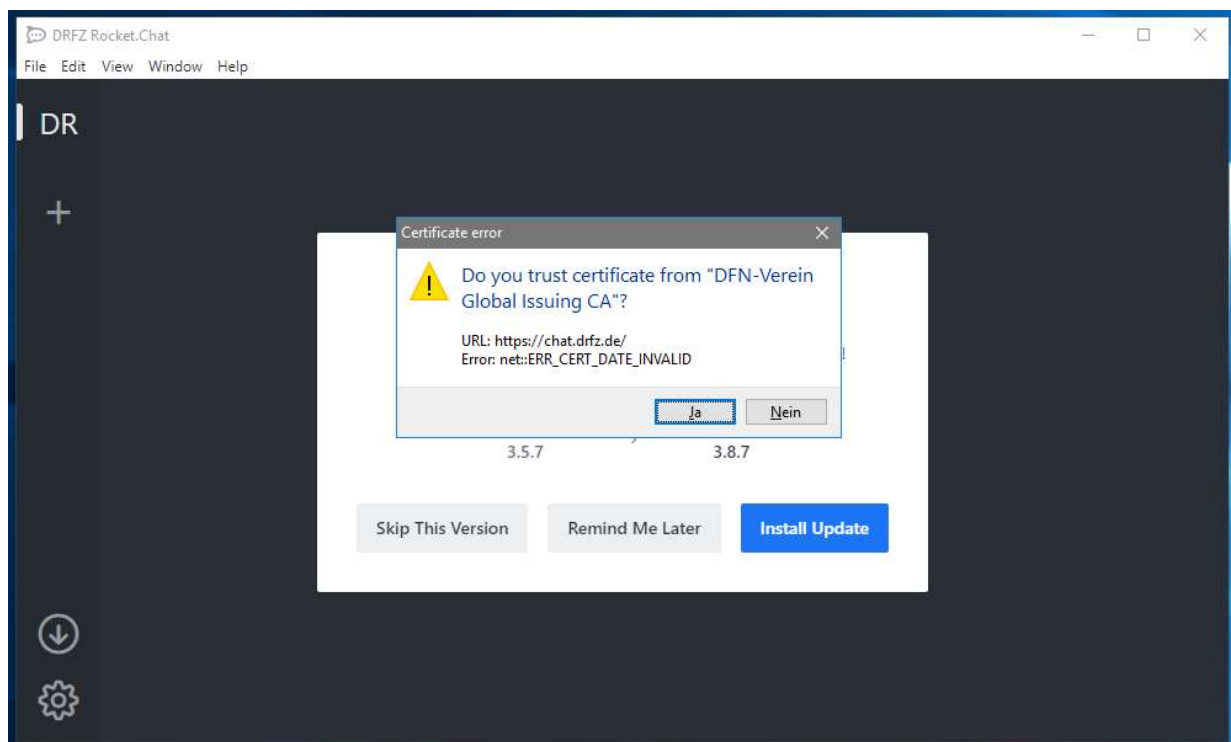


Quick Start Guide Rocket.Chat


1. **Rocket.Chat** is available at the DRFZ as an internal chat program. The client software is installed accordingly on the various desktops. To start the Rocket.Chat client simply search for 'rocket' and run the desktop app shown.




2. As soon as the application has been started, a message appears regarding the certificate. The certificate can be trusted.



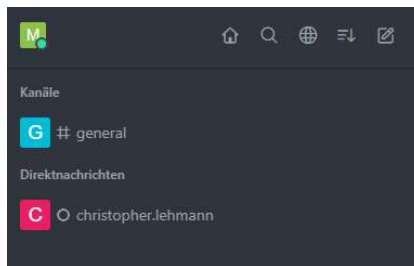
3. Once 'Yes' is clicked, a new Rocket.Chat update may be displayed or suggested. If the window shown is displayed, 'Skip This Version' can be selected. IT is responsible for installing newer clients.



4. After skipping the update, the login screen will appear. Since the Rocket.Chat server is internally connected to the domain, the "normal" login can be used here, i.e. username + password, as with the DRFZ login.



5. As soon as the registration process was successful, you will land on the start screen.



Startseite

Welcome to Rocket.Chat!

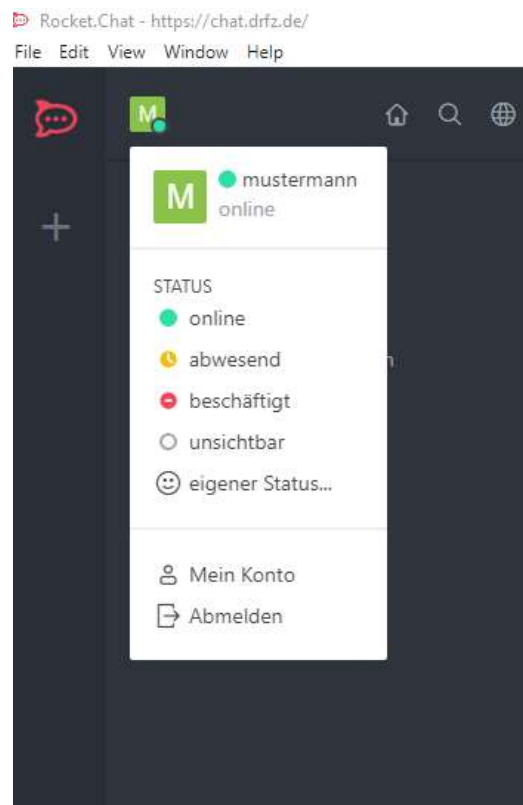
The Rocket.Chat desktops apps for Windows, macOS and Linux are available to download [here](#).

The native mobile app, Rocket.Chat, for Android and iOS is available from [Google Play](#) and the [App Store](#).

For further help, please consult the [documentation](#).

If you're an admin, feel free to change this content via **Administration** → **Layout** → **Home Body**. Or clicking [here](#).

6. The Rocket.Chat start page is structured in such a way that channels and direct messages or chat histories are displayed as a sidebar on the left. Clicking on a name opens the chat. New chat histories or messages can be opened via the top menu items. Personalization options are available when the letter in the top left corner is clicked.



7. Basic settings can be configured in the 'My Account' area.

8. Rocket.Chat can also be used without the client. Simply go to <https://chat.drzf.de>.



9. The security warning can be ignored ('continue to chat.drzf.de (insecure)').



Dies ist keine sichere Verbindung

Hacker könnten versuchen, deine Daten von **chat.drzf.de** zu stehlen, wie Passwörter, Nachrichten oder Kreditkartendaten.

NET::ERR_CERT_DATE_INVALID


 Schalte für größtmögliche Sicherheit in Chrome.

Erweiterte Informationen ausblenden


Dieser Server konnte nicht beweisen, dass er **chat.drzf.de** ist. Das könnte vor 28 Tagen abgelaufen sein. Mögliche Gründe sind:
• Ein falsches Zertifikat wurde installiert.
• Ein Angreifer, der deine Verbindung abfängt. Die Uhr ist auf Montag, 1. August 2022 eingestellt. Ist das richtig?
• Dein System ist veraltet. Aktualisiere dein System und aktualisiere dann diese Seite.

[Weiter zu chat.drzf.de \(unsicher\)](https://chat.drzf.de)

10. The desktop notifications may have to be explicitly allowed in the browser. Everything else behaves like in the Rocket.Chat client.



11. Rocket.Chat can also be used both as a mobile app and as a client (as described above) on private devices. This only requires one extra step: entering the workspace URL. For the DRFZ Rocket.Chat server, this is 'https://chat.drfz.de'. Everything else behaves as previously described.



Rocket.Chat

Mehr als Team-Zusammenarbeit

Arbeitsbereich-URL

Verbinden

ODER

Treten Sie unserem Arbeitsbereich bei, um mit dem Rocket.Chat-Team oder der Community zu chatten.

Treten Sie unserem offenen Arbeitsbereich bei

Haben Sie ein Zertifikat?
[Wenden Sie ihr Zertifikat an](#)

Version: 4.29.0.34199

Anmeldung

Benutzername oder E-Mail-Adresse

Passwort

Anmeldung

[Passwort vergessen](#)

New user registration is currently disabled


Rocket.Chat

https://chat.drfz.de

Anmeldung

New user registration is currently disabled

Version: 4.29.0.34199



Rocket.Chat

- Status ändern
- Chats
- Profil
- Anzeige
- Einstellungen
- Admin-Panel

